

# TICKET TIPS

## MADRID



## **Race Experience Ticketing B.V.**

### **Postal Address**

Postbus 4013  
9701 EA Groningen

### **Visiting Address**

Moermansweg 2-4  
9723 HM Groningen

### **Contact Information**

T: +31 50 205 78 01

E: [info@raceexperiences.com](mailto:info@raceexperiences.com)

W: <https://raceexperiences.com>

### **Chamber of Commerce Number**

Groningen: 81678215

### **Important Information**

The information in this guide is based on the most current data available at the time of publication. Please note that matters such as hotel facilities, schedules, traffic conditions, local regulations, or other circumstances may change at any time.

Race Experience makes every effort to keep the information up to date but cannot be held responsible for any inaccuracies, changes, or consequences resulting from the use of this guide.

Click on the logos below and stay updated via YouTube, Instagram, and Facebook!



# Content

---

Ticket Tips .....

---

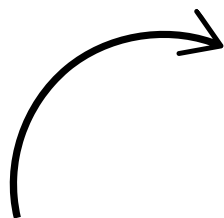
Grandstand ticket options .....

---

Are you planning to attend the Grand Prix of Madrid and unsure which tickets suit you best? In this ticket guide, you will find practical tips to help you make the right choice. We briefly explain the differences between the ticket options and what to look out for.

Additionally, you will find an overview for each grandstand of what to expect in terms of view and experience. Hopefully, this makes choosing much easier. Do you have questions or would you like personal advice? Please feel free to contact us. We're happy to assist you!

F1 Madrid Tickets



# Ticket Tips

---

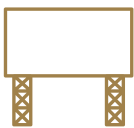
To help you select the right tickets and be prepared for your trip to the Grand Prix of Madrid, we have a few ticket tips for you:



Are you ordering tickets for the same grandstand and the same day in a single purchase? Then you are guaranteed to sit together during the Formula 1 in Madrid



Children aged 11 and under have free access to the General Admission areas. However, you still need to reserve a free ticket if you are booking one yourself. Grandstand tickets for children (0–11 years) are available at a reduced price, but can only be booked in combination with a full-price ticket.



Most of the grandstands on the circuit have access to at least one big screen. This ensures that you won't miss any of the action on track.



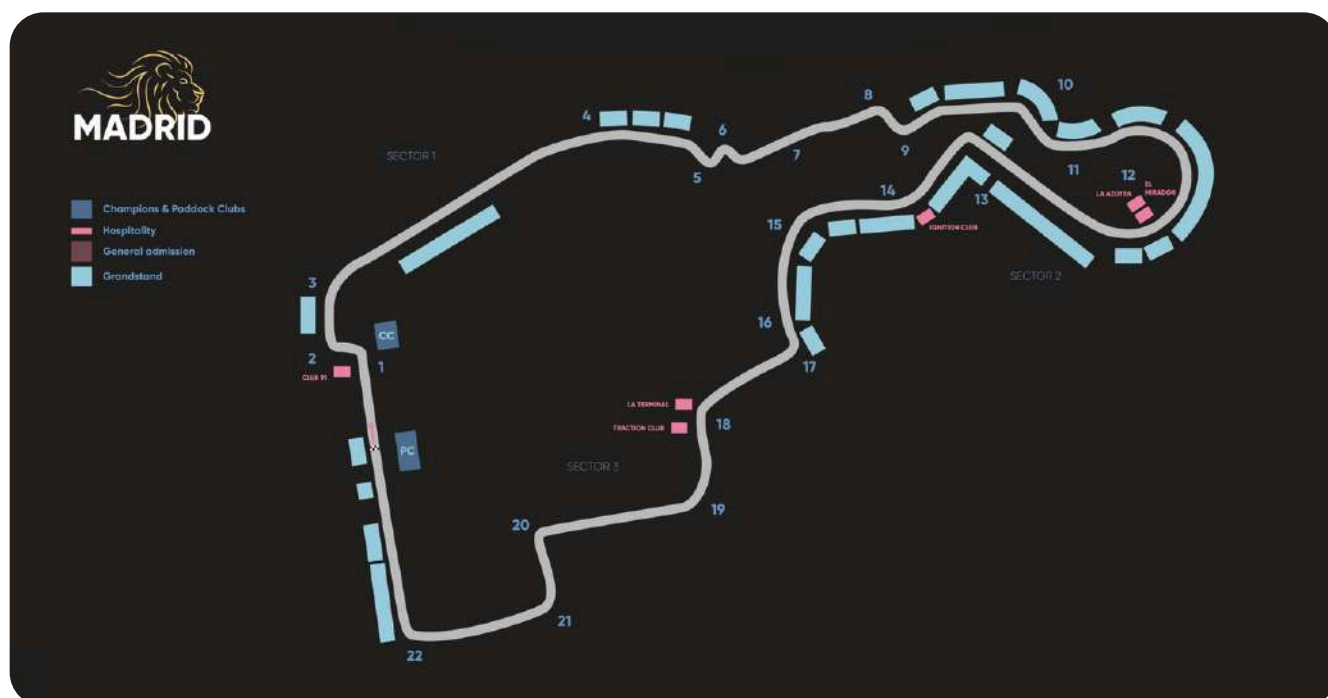
Day tickets for the grandstands on Saturday or Sunday are available on request. Saturday grandstand tickets are affordable, so consider this option if you cannot attend on Sunday. Sunday grandstand tickets are roughly the same price as three-day tickets, so we do not recommend them.



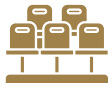
# Grandstand Ticket Options

On the following pages, you will find an overview of the different grandstands available at the Madrid circuit in Spain. For each grandstand, we provide information about the view, nearby areas, and whether the ticket is worth the price, helping you make a well-informed choice.

Disclaimer: The Madrid Grand Prix circuit is new and the grandstands have not yet been built. All information regarding grandstand locations, views, and categories is based on current plans and simulations, but details may still change prior to the event. We do our best to provide the most accurate representation of what you can expect; however, as the circuit and facilities are still under development, exact views or layouts cannot be guaranteed. We strongly recommend always checking the latest official information from the organizers before planning your visit.



Circuit layout of the Circuito de Madrid



## Grandstands

### **Grandstand Recta Principal Gold 1 & 2**

The Gold 1 and 2 grandstands are located along the main straight of the circuit (Recta Principal). These grandstands are part of the Gold category, meaning they are covered. From these seats, you have a view of the starting grid, the finish line, the pit lane, and the podium. You can follow the build-up of the race and see the cars heading towards the first corner. The grandstands are located next to each other, although Gold 2 is positioned slightly closer to the first two corners of the circuit. These grandstands are among the most expensive options at the track.

### **Grandstand Alta Velocidad 2A**

Grandstand Alta Velocidad 2A is located on the outside of the circuit between turns 2 and 3. From this grandstand, you have a clear view of turns 2 and 3 at the Circuito de Madrid. It also offers a view of the exit of the unique pit lane in Madrid.

### **Grandstand Alta Velocidad Bronze 3**

Bronze Grandstand 3 is located just after turn 3, along the longest straight of the circuit. From this grandstand, you can see the cars exiting turn 3 and racing towards turn 4. It also offers a clear view of the pit lane exit. This grandstand is part of the Bronze category, meaning it is one of the more affordable options. The grandstand is not covered.

### **Grandstand Alta Velocidad 4 & 5**

Grandstands 4 and 5 are located between turns 4 and 5. Grandstand 4 is positioned closer to turn 4, where you can see the cars arriving from the long straight while braking for turn 5. Grandstand 5 is situated closer to turns 5 and 6, where the cars brake heavily to take the corners, creating overtaking opportunities. Both grandstands are part of the Bronze category.

## **Grandstand Chicane 6 & 7**

Grandstands 6 and 7 at the Madrid circuit each offer a unique view of the track. From grandstand 6, located at Las Cárcavas, you have an excellent view of the cars exiting the chicane and heading towards the banked corner. Grandstand 7 is situated next to grandstand 6, just before the steep banking corner. From here, you can see the drivers navigating the two consecutive corners before accelerating at full speed onto the banking. Grandstand 6 is part of the Bronze category, while grandstand 7 belongs to the Silver category. Both grandstands are not covered.

## **Grandstand Curvas Enlazadas 8**

Grandstand 8 is located on the inside of the circuit, at turns 10 and 11. This grandstand offers a unique view of the drivers navigating the chicane, where different driving styles become clearly visible. Grandstand 8 is part of the Silver Plus category, meaning it is covered.

## **Grandstand Peraltada Monumental 9 & 10**

Grandstand 9 is located on the inside of the long banking corner, La Monumental, at turn 12. This is the longest banked corner on the Formula 1 calendar, with a 24% incline. Grandstand 10 is situated on the opposite side of the circuit, on the outside of this corner. The advantage of Grandstand 10 is that it offers a wider overview, as it is positioned higher than all other grandstands at the Madrid circuit. Grandstand 9 is part of the Gold category, while Grandstand 10 belongs to the Silver category. Both grandstands are not covered.

## **Grandstand Peraltada Monumental 11 & 12**

Grandstand 11 is located next to Grandstand 10 and offers views of the cars exiting the banked corner and heading towards turn 13. Grandstand 12 is situated between turns 12 and 13 and provides excellent visibility of both corners thanks to its favourable position. Grandstand 11 is part of the Silver Plus category, while Grandstand 12 belongs to the Silver category.

## **Grandstand Curvas Enlazadas 13 & 14**

Grandstand 13 is located at turn 13, a corner with an angle of no less than 84 degrees, making it one of the most unique corners at the Circuito de Madrid. From this grandstand, you have an excellent view of the drivers who must brake heavily after the fast banked corner to take this tight turn. Grandstand 14 is situated between turns 13 and 14. From here, you have a good view of the cars accelerating out of turn 13 towards turn 14. Grandstand 13 is part of the Silver Plus category, while Grandstand 14 belongs to the Bronze category.

## **Grandstand Curvas Enlazadas 15 & 16**

Grandstand 15 runs alongside the long sweeping turn 15, where cars will most likely be able to take the corner at full throttle before braking heavily towards turns 16 and 17. Grandstand 16 is the final grandstand at the Circuito de Madrid and is located at turn 17. From this grandstand, you have a good view of turns 16 and 17. Grandstand 15 is part of the Bronze category, while Grandstand 16 belongs to the Silver category.

## **General Admission**

The General Admission area in Madrid, also known as the Pelouse area, is a large zone around the second sector of the circuit. Here you can choose your own spot to follow the sessions throughout the weekend. It is recommended to arrive early to secure the best viewing locations. As this is the first edition of the Madrid Grand Prix, there is still limited information available about the exact viewing areas and the circuit itself. Based on experience at street circuits, only a small portion of the track is usually visible, which is typical for this type of venue. As a result, the view from General Admission will be more limited compared to permanent circuits.

# Are You Ready for Your F1 Adventure?



## Tickets for the Grand Prix

Don't have your tickets for the Grand Prix yet? Order your tickets here or request more information without obligation via the information form.

[View tickets](#)



## Do you still have questions?

We hope these ticket tips have helped you be well prepared for an unforgettable race experience.

If you have any questions, please don't hesitate to contact us.

[Send us an email](#)

[Call Us](#)

[Check out our website](#)

