

TICKET TIPS

JAPAN



Race Experience Ticketing B.V.

Postal Address

Postbus 4013
9701 EA Groningen

Visiting Address

Moermansweg 2-4
9723 HM Groningen

Contact Information

T: +31 50 205 78 01

E: info@raceexperiences.com

W: <https://raceexperiences.com>

Chamber of Commerce Number

Groningen: 81678215

Important Information

The information in this guide is based on the most current data available at the time of publication. Please note that matters such as hotel facilities, schedules, traffic conditions, local regulations, or other circumstances may change at any time.

Race Experience makes every effort to keep the information up to date but cannot be held responsible for any inaccuracies, changes, or consequences resulting from the use of this guide.

Click on the logos below and stay updated via YouTube, Instagram, and Facebook!



Content

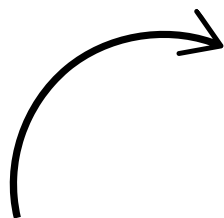
Ticket Tips

Grandstand ticket options

Are you planning to attend the Grand Prix of Japan and unsure which tickets suit you best? In this ticket guide, you will find practical tips to help you make the right choice. We briefly explain the differences between the ticket options and what to look out for.

Additionally, you will find an overview for each grandstand of what to expect in terms of view and experience. Hopefully, this makes choosing much easier. Do you have questions or would you like personal advice? Please feel free to contact us. We're happy to assist you!

F1 Japan Tickets



Ticket Tips


To help you select the right tickets and be prepared for your trip to the Grand Prix of Japan, we have a few ticket tips for you:



Are you ordering tickets for the same grandstand and the same day in a single purchase? Then you are guaranteed to sit together during the Formula 1 in Japan.



Children aged 2 years and under are allowed free entry if they sit on an adult's lap. Children aged 3 up to high school age are eligible for a cheaper child ticket, while young adults up to 23 years can purchase reduced youth tickets. Regular adult prices apply from 24 years and older.



Most of the grandstands on the circuit have access to at least one big screen. This ensures that you won't miss any of the action on track.



The grandstands have reserved seating on Saturday and Sunday, except for the West Open Area.

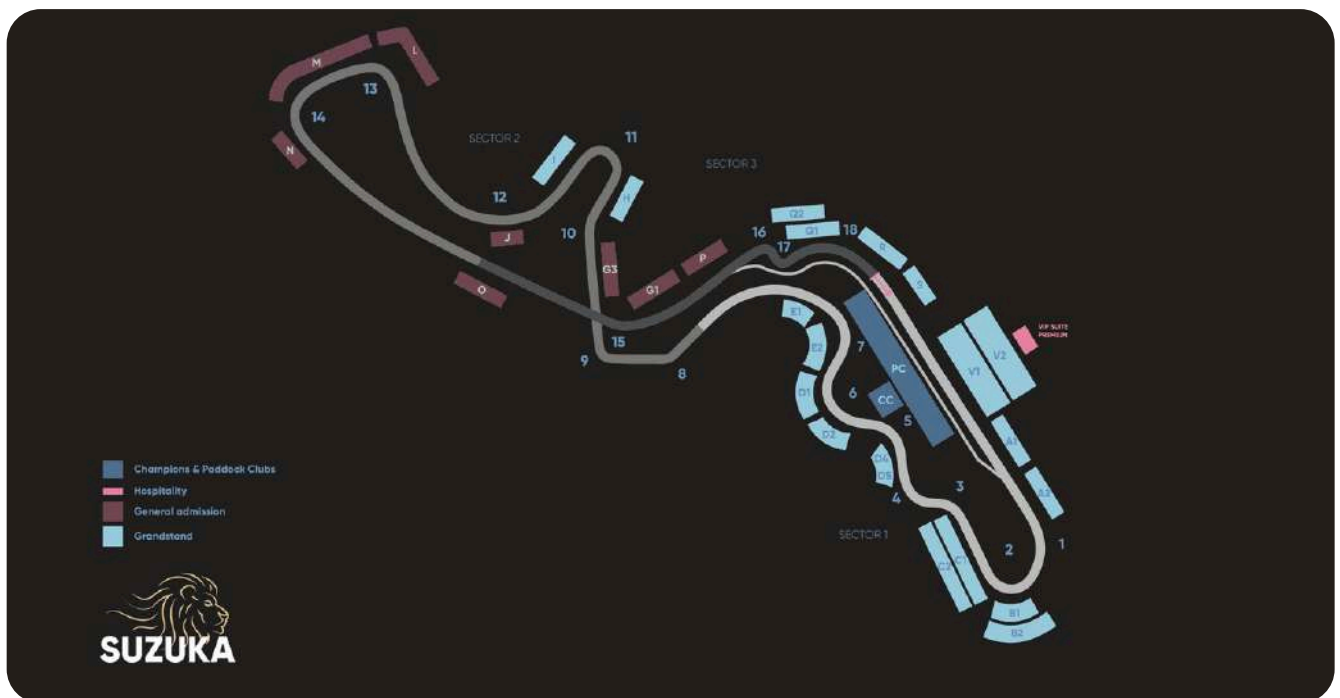


If you choose General Admission (West Area: L, M, N, O, P), it's important to arrive early. The popular grassy banks near the Spoon Curve and 130R fill up quickly, especially on race days. Bring a folding chair or cushion for extra comfort.



Grandstand Ticket Options

On the following pages, you will find an overview of the different grandstands available at the Suzuka circuit in Japan. For each grandstand, we provide information about the view and what parts of the circuit you can follow, so you can get a clear idea of what to expect and choose the option that suits you best.



Circuit Layout Suzuka



Grandstands

Grandstands V1 + V2 (Main Grandstand)

The V1 and V2 Grandstands at the Suzuka Circuit are located along the straight opposite the pit lane. These grandstands offer an excellent view of the race start and finish, as well as the pit stops and other pit lane action. Fans seated here can also enjoy a close-up view of race preparations and the podium celebrations. With large screens in view, you won't miss any important race moments.

Grandstand V1 is the lower section of the grandstand. You sit very close to the grid, but it offers a more limited view of the circuit compared to Grandstand V2. The higher section, V2, provides a much better view, including a distant view of Turn 1 and part of the first sector.



View from the Main Grandstand

Grandstand A1 + A2

The A1 and A2 Grandstands at the Suzuka Circuit are located along the first straight, just after the start grid and before Turn 1. These seats offer a fantastic view of the cars as they accelerate at full speed toward the corner. Fans in A1 and A2 can experience the intensity of the late braking for the turn as the drivers battle for position. The A1 and A2 grandstands are next to each other, but Grandstand A2 is slightly closer to Turn 1, giving you a slightly better view of the corner.

Grandstands B1 + B2

The B1 and B2 Grandstands are located on the outside of Turn 2. From Grandstand B2, the higher section, you can see the cars approaching and navigating Turn 1, one of the most common overtaking spots on the circuit. You will also see the cars through Turns 3 and 4. Grandstand B1 offers a view of the same section but from a lower perspective. Overall, B2 is the better option.

Grandstands C1 + C2

The C1 and C2 Grandstands are located between Turns 2 and 3 at the Suzuka Circuit. You get an excellent view of the cars as they navigate Turns 1, 2, 3, and 4 and head towards Turn 5. From these grandstands, you'll see plenty of action, as these corners are the scene of many overtaking maneuvers.



View from grandstand B2

Grandstands D4 + D5

The D4 and D5 Grandstands are located next to each other between Turns 4 and 5 along the S-curves. From here, you can witness the incredible agility of the Formula 1 cars as they navigate the fast esses, a series of corners that truly highlight the drivers' skill and the cars' balance.

Grandstands D1 + D2

The D1 and D2 Grandstands are located on the outside of Turn 6. They are positioned slightly further along the corner sequence compared to the D4 and D5 Grandstands, giving spectators a different perspective on how the cars navigate the esses. However, these grandstands do not have a view of a large TV screen.

Grandstands E1 + E2

The E1 and E2 Grandstands at the Suzuka Circuit are located near the Dunlop Curve (Turn 7), a fast and flowing left-hander that leads out of the S-curves. From here, fans can see how the drivers push their cars to the limit while maintaining as much speed as possible through this long, sweeping corner. This section is all about precision and aerodynamic grip, as a strong exit is crucial for setting up the next part of the lap. The E2 Grandstand has a view of a TV screen, while the E1 Grandstand does not.

Grandstand H

Grandstand H is located just before the hairpin at Turn 11. You will see the cars approach at high speed before braking for the slower corner. There is no large TV screen in view, which can make it more difficult to follow the race action on other parts of the circuit.



View from the Q2 grandstand

Grandstand I

Grandstand I, like Grandstand H, offers a great view of the hairpin at Turn 11, but from the opposite side. The grandstand is located between Turns 11 and 12. You will see the cars brake for the hairpin, navigate the corner, and then accelerate toward Turn 12. From this grandstand, you also have a large TV screen in view to follow the race action on other parts of the circuit.

Grandstands Q1 + Q2

The Q1 and Q2 Grandstands at the Suzuka Circuit are in an excellent location, offering a fantastic view of the cars as they approach and exit the final chicane and head onto the straight. From these grandstands, you can see how the drivers push their cars to the limit while navigating the chicane. This is a crucial part of the lap, as drivers must manage braking, acceleration, and cornering to set up a strong finish.

Grandstands R & S

Grandstand R is located at Turn 18 of the Suzuka Circuit. You can see the cars as they exit the chicane and head toward the finish line. Grandstand S is next to Grandstand R at the start of the straight. Here, you can experience the final moments of a lap as the drivers cross the finish line and the podium celebrations take place. Both grandstands have a view of a large screen, so you won't miss action from other parts of the circuit.



View from grandstand R

General Admission

The West Open Area Zones (G, L, M, N, O & P) at the Suzuka Circuit offer you the flexibility to explore different viewing spots along the western part of the circuit. These zones cover key sections, such as the Spoon Curve, where drivers manage the throttle for a strong exit, and the run up to 130R.

In these areas, you'll find small grandstands and grassy banks with unreserved seating. We recommend exploring the different areas on Friday to choose your favorite spot for the rest of the weekend. If you want a seat in the small grandstands, be sure to arrive early at the circuit, as these fill up quickly.

Are You Ready for Your F1 Adventure?



Tickets for the Grand Prix

Don't have your tickets for the Grand Prix yet? Order your tickets here or request more information without obligation via the information form.

[View tickets](#)



Do you still have questions?

We hope these ticket tips have helped you be well prepared for an unforgettable race experience.

If you have any questions, please don't hesitate to contact us.

[Send us an email](#)

[Call Us](#)

[Check out our website](#)

