

TICKET TIPS

SINGAPORE



TABLE OF CONTENTS

01 Ticket Tips P.03

02 Grandstand Ticket Types P.04

So you might be planning to go to the Singapore Grand Prix and wonder which tickets you should get. Then this ticket tip guide might help. Here we will provide you with useful tips when selecting tickets for the Grand Prix.

Besides this there is a short overview per grandstand to give you an idea of what the views are with different ticket options. Good luck selecting your tickets. If there is anything you need help or support with, don't hesitate to reach out!

F1 Singapore tickets



01. TICKET TIPS

To help you select the right tickets and get you well prepared for your trip to the Singapore Grand Prix, we have compiled a few ticket tips:

- ✔ You are guaranteed to sit together if you order tickets for the same grandstand, for the same days in one order.
- ✔ Would you like to see one of this year's acts? Make sure your entrance ticket gives access to the zone where the concert takes place.
- ✔ Day Tickets are only available for some ticket categories, including Walkabout.
- ✔ All the Grandstands of the Singapore Grand Prix have at least one large TV screen. This allows you to follow the action on the track.
- ✔ The Marina Bay circuit is divided into four zones. These control your entrance and freedom of movement around the circuit. Expensive grandstand tickets (and Premier Walkabout tickets) allow access to all four zones. Other tickets limit your access to just one or a maximum of two zones. Singapore is known for the concerts that take place every night on two main stages in Zone 1 and Zone 4 (Padang Stage).



02. GRANDSTAND TICKET TYPES

Below you will be able to find an overview of the different types of tickets which are available at the Marina Bay Street Circuit in Singapore. Along with this you can find information on the views that the different tickets offer and if it is worth the price you pay for it.

Singapore is one of the most beautiful and longest circuits on the F1 calendar. It is also a tough test for the drivers, who try to keep a cool head in hot and humid conditions. The smallest mistake can have the biggest consequences.

Whichever option you choose, you will not get to see much more than the section of the track directly in front of you. Unfortunately, that is the nature of a street circuit. However, the thrill of artificially lit F1 action against the mesmerizing skyline of Singapore by night makes up for it. Add to this the lively atmosphere along the circuit and daily big-name concerts, and you have the recipe for a unique race experience.



Circuit layout Marina Bay Street Circuit Singapore

GRANDSTANDS

PIT STRAIGHT

The Pit Straight Grandstand is located along the straight of the Singapore circuit. This grandstand offers a spectacular view. You will see the race's start and the post-race podium. Keep in mind that it falls on the higher end of the pricing spectrum in Singapore.

TURN 1

With an impressive perspective on Turn 1, this grandstand provides an excellent view of the race's commencement. From here, you can observe cars braking and attempting overtakes. It is among the more premium grandstands on the Singapore circuit.



View from the Turn 1 Grandstand

TURN 2

The Turn 2 Grandstand offers a great view of the first three turns and the straight. From here you see the start of the race. Besides this, you will be able to see overtaking maneuvers towards Turn 1. Although it ranks among the pricier options, it comes highly recommended. Especially for those with the budget to spare.


PIT EXIT GRANDSTAND

The Pit Exit Grandstand is located on the inside of turn 1. As the name already states, it has a great view of the Pit Exit as it is basically located right in front of it. You will be able to see the cars leave the pit lane and heading onto the track. A great spot!

CHICANE @ TURN 1 & 2

Chicane @ turn 1 is as the name states, located on the inside of turns 1 / 2. From this grandstand you will have a nice view over turns 1-3 where you might catch a glimpse of an overtake.

Chicane @ Turn 2 is located next to Chicane @ Turn 1, but more towards turn 3. The view will be similar to the other chicane grandstand, but more towards the third bend of the circuit.



View from the Republic Grandstand

REPUBLIC GRANDSTAND


The Republic Grandstand is located at turn 5. This grandstand offers a view of cars approaching from turn 4 and you will see them before navigating through the bend of turn 5. It stands out as one of the more budget friendly grandstands in Singapore.

RAFFLES

The Raffles Grandstand is located at the apex of turn 5, on the left side of the circuit. It also provides a view of the Formula 1 paddock. Note that tickets for this grandstand are a bit high-priced in the Singapore circuit compared to the other grandstands.

STAMFORD

The Stamford Grandstand is located in between turns 7 and 8. It is one of the spots which offers overtaking opportunities for drivers. The cars will come from high speed out of the first DRS activation zone, after which they have to break heavily into turn 7.



View from the Stamford Grandstand

PADANG A / B

The Padang Grandstand is located between Turns 9 and 10. Here, you will see the cars exiting Turn 9 and entering Turn 10. This is the most affordable grandstand at the Singapore circuit, along with the Connaught Grandstand.

Padang A is more located towards turn 9. From here you will see the cars come out of turn 9 and speeding up to turn 10. Padang B meanwhile, is located more towards turn 10. Here you will have a better view of the cars slowing down and having to brake for the 10th turn on the circuit.

EMPRESS

Between turns 11 and 12 you will find the Empress Grandstand. You'll be able to see the cars coming out of turn 11 and heading through turn 12. This grandstand is one of the cheaper options on the Marina Bay Street Circuit in Singapore

CONNAUGHT GRANDSTAND

Found at Turn 14, the Connaught Grandstand covers the braking zone after Singapore's new straight. Witness cars braking up close and potential overtaking actions toward Turn 14.

This grandstand, along with the Padang Grandstand, is the most budget-friendly option. This makes it a highly recommended choice if it aligns with your budget.



View from Empress Grandstand

BAYFRONT

On the outside of turn 17, you will be able to find the Bayfront Grandstand. From this stand, you will be able to see the cars coming out of turn 16, going through corner 17 and heading towards the final few corners.

PROMENADE GRANDSTAND

The Promenade Grandstand is located in between corners 17 and 18. On this Grandstand you will be able to see the cars exiting turn 17 and racing towards the final few corners.



View from Turn 22 viewing platform (Zone 2)

WALKABOUT TICKETS (GENERAL ADMISSION)


Walkabout tickets at Marina Bay are equal to general admission tickets at other races. This means you won't have an assigned seat, allowing freedom to move within a designated area. The circuit features elevated viewing platforms, some offering unobstructed track views. However, the standing maps may occasionally obstruct your view. It is possible that you only see glimpses of the cars on the track.

The optimal days for Walkabout ticket enjoyment are Friday and Saturday. This is because there are fewer fans fighting for space on the viewing platforms. A recommended strategy is to explore various viewing points on the initial days. Then, select your preferred spot, and arrive early on Sunday to secure it for the race.

TWO TYPES OF WALKABOUT TICKETS

Singapore offers two types of Walkabout tickets – Zone 4 only and all zones (Premier Walkabout). These are both available as three-day tickets.

- ✓ The pricier Premier Walkabout tickets grant access to Zone 1 to 4, making it a compelling choice. Zone 1 has fewer fans, with most having grandstand or hospitality access. This enhances the chances of securing a prime trackside seat. Notable viewing areas for Premier Walkabout ticket holders include Turns 1-3, Turn 5 (offering close-up action), and the final Turns 18-19.
- ✓ Zone 4 tickets provide a budget-friendly option. This allows you access to viewing platforms on Esplanade Drive and Raffles Avenue. Besides this, you will have entry to major concerts on the Padang stage, exclusively within Zone 4.



View from Esplanade Drive

ARE YOU READY FOR YOUR F1 ADVENTURE?



**Singapore Grand Prix
Tickets**



Destination Guide



Circuit Guide

Should you require any assistance, don't hesitate to reach out. We are here to help you get an amazing Race Experience!



+31 50 205 78 01



info@raceexperiences.com



raceexperiences.com

