

# TICKET TIPS

## AUSTIN



# TABLE OF CONTENTS

---

|           |                   |      |
|-----------|-------------------|------|
| <b>01</b> | Ticket Tips ..... | P.03 |
|-----------|-------------------|------|

---

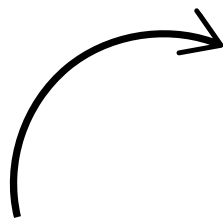
|           |                               |      |
|-----------|-------------------------------|------|
| <b>02</b> | Grandstand Ticket Types ..... | P.04 |
|-----------|-------------------------------|------|

---

So you might be planning to go to the United States Grand Prix in Austin and wonder which tickets you should get. Then this ticket tip guide might help. Here we will provide you with useful tips when selecting tickets for the Grand Prix.

Besides this there is a short overview per grandstand to give you an idea of what the views are with different ticket options. Good luck selecting your tickets. If there is anything you need help or support with, don't hesitate to reach out!

F1 Austin Tickets





# 01. TICKET TIPS

To help you select the right tickets and get you well prepared for your trip to the Grand Prix in Austin, we have compiled a few ticket tips:

✓ You are guaranteed to be seated together if you order tickets for the same grandstand for the same days in one order.

✓ Most of the Grandstands are not covered. Only part of the Main Grandstand is, so be prepared for the weather.

✓ Children that are 3 years old or younger, can get a free general admission ticket when accompanied by an adult with a ticket. Children 4 years or older will need a ticket regardless of general admission or reserved seating.

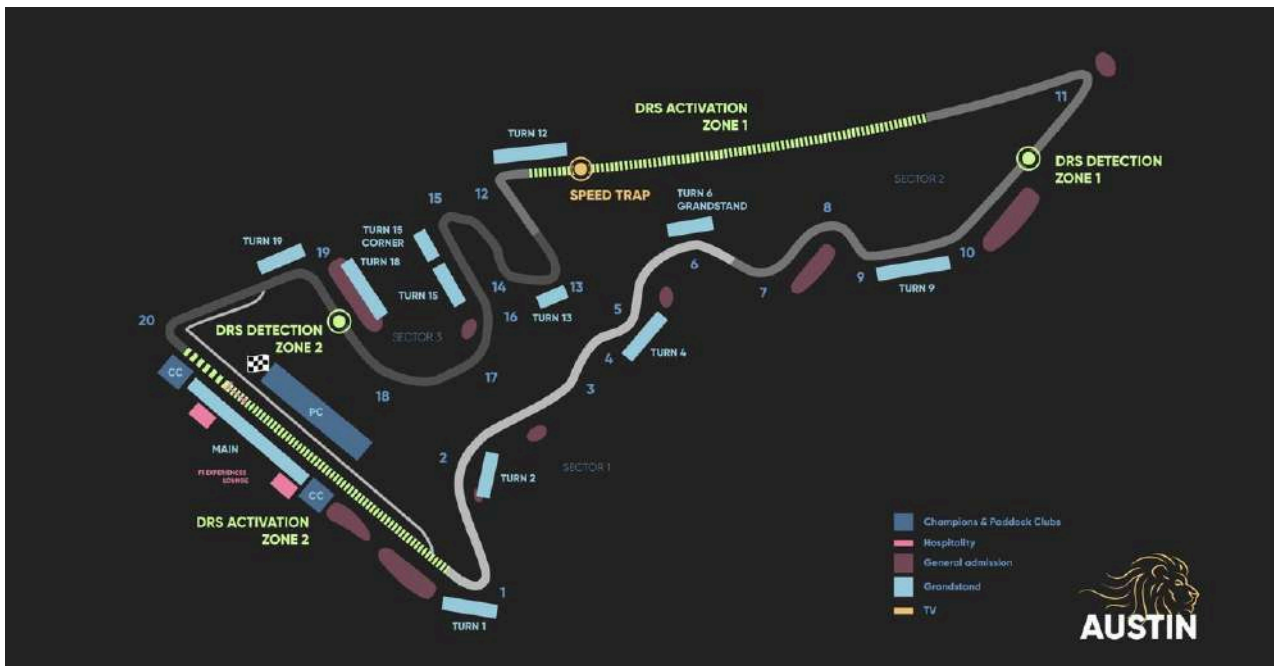
✓ There are 4 categories of tickets available for this GP. You can choose from General Admission, Bleacher Grandstands, Premium Grandstands or a Flex Pass.

✓ Most of the grandstands have access to large TV screens so you won't have to miss any of the racing action!



## 02. GRANDSTAND TICKET TYPES

Below you will be able to find an overview of the different types of tickets which are available at the Grand Prix in Austin. Along with this you can find information on the views that the different tickets offer and if it is worth the price you pay for it.



Circuit Layout Austin Circuit

## GRANDSTANDS

### MAIN GRANDSTAND

The Main Grandstand is located along the main straight of the circuit. You will have great view of the start / finish straight, the pre-race build up, the pitlane and also of the post-race podium celebrations.



View from the Turn 1 Grandstand

### TURN 1 GRANDSTAND

The Turn 1 Grandstand is a popular choice. However, it is pricey because of its compelling features. It is located atop a hill. Therefore, it provides a great panoramic view of the circuit. You can see the lengthy straight (start/finish) and the initial corner. The significant elevation change from the start/finish line to the first corner, coupled with the cars going through the blind corner at reduced speeds, makes for entertaining views. Besides this, because the grandstand is located atop a hill, you will be able to see a lot of the other sections of the circuit the higher up you are seated.

### TURN 2 GRANDSTAND

The Turn 2 Grandstand is located on the outside of the circuit at, as the name states, turn 2. You will be able to see the cars coming from turn 1, still relatively close to one another after the race start which can be exciting, however, during the rest of the race, there are grandstands with a better view at the circuit.

## TURN 4 GRANDSTAND

Turn 4 offers spectators the thrill of witnessing FORMULA 1 cars going through fast corners. They change direction multiple times at high speeds, presenting a visually striking spectacle. The esses is inspired by the iconic maggots, Becketts & Chapel section of the Silverstone circuit. This grandstand will give you a nice side view of the corner combination.

## TURN 6 GRANDSTAND

The Turn 6 grandstand is located on the inside of the circuit also at the esses corner combination. However, it does give a very different perspective of the corners than the Turn 4 Grandstand. While the Turn 4 Grandstand offers a view from the side of the section, the Turn 6 Grandstand will give you a head-on view.




View from the Turn 6 Grandstand



## TURN 9 GRANDSTAND

The Turn 9 grandstands offer an excellent vantage point of turns 7 to 11. You will also have a clear view of a significant portion of the main straight. Despite being one of the more affordable options, these grandstands come highly recommended! They are located just before a sharp left turn at the conclusion of the backstraight. This is between turns 11-12 – sector 2).



View from the Turn 12 Grandstand

## TURN 12 GRANDSTAND

The Grandstand Turn 12 (particularly its top rows) provides spectators. You will have a prime view of the circuit's most strategic overtaking spot. Here, you'll witness Formula 1 cars decelerate as they navigate the right-angled corner. They come at a relatively slow pace, offering ample opportunities for stunning photographs. Additionally, there's the chance to witness some thrilling passing maneuvers. Let's hope that luck is on your side!

## TURN 13 GRANDSTAND


The Turn 13 Grandstand is located in between turns 13 and 14. It will give you a great view of these two corners, while also being able to catch a glimpse of the cars exiting turn 12 and entering turn 15.

## TURN 15 GRANDSTAND

The Turn 15 Premium Grandstand is the most sought-after option for the COTA circuit. These tickets are also the ones that sell out the quickest. And for good reason. You will have remarkable views from it two distinct sections. You can expect an excellent vantage point of the action unfolding at Turns 12-16. This obviously depends on your exact seating location.

## TURN 18 GRANDSTAND

The Turn 18 Grandstand provides you with a great view of the final corner combination. This includes turns 18, 19, and 20. Despite its impressive views, this is one of the more affordable options in Austin.



View from the Turn 15 Grandstand

## TURN 19 GRANDSTAND

The Turn 19 Grandstand is located close to the Turn 18 grandstand. It offers spectators an exceptional view of the last corner combination (turns 18, 19, and 20). The main distinction lies in the good view of turn 20 from the Turn 19 Grandstand. Like the turn 18 grandstand, this grandstand is priced affordably. Especially compared to others at the Austin circuit.



## GENERAL ADMISSION

The General Admission tickets at the Grand Prix in Austin are a great option for fans who are on a budget. You do not get assigned seating, however, you get the freedom to walk around the circuit and watch the action from different spots. Some good vantage points are turns 1, 11, and 17.

**Turn 1** is the most beautiful place in terms of pitches. Because you are higher up, you have a better view of the Austin circuit. You also have a large TV screen so you don't have to miss any of the racing action. The only downside to this place is that you have to be at the circuit early to have space here.

**Turn 11** is less crowded than in Turn 1. Here you can see the drivers going through the hairpin. With a TV screen you won't miss any of all the racing action on this spot. The downside of this place is that you are relatively far away from the food stalls.

**Turn 16 and 17** from these spots you have a view of those cars going through turn 16 and 17. You have no view of a TV screen. A big advantage of this place is that the food stalls are not far away.



View from Turn 1 General Admission

# ARE YOU READY FOR YOUR F1 ADVENTURE?

---



**Austin Grand Prix  
Tickets**



**Destination Guide**



**Circuit Guide**

Should you require any assistance, don't hesitate to reach out. We are here to help you get an amazing Race Experience!



+31 50 205 78 01



[info@raceexperiences.com](mailto:info@raceexperiences.com)



[raceexperiences.com](https://raceexperiences.com)

